

# **5-Minute Therapy™**

**WHAT CAN YOU DO IN 5-MINUTES??**

Materials for the ***5-Minute Kids™*** Program



Volume 2

## **5-MINUTE THERAPY SERIES**

Susan Sexton, M.A. CCC  
Speech-Language Pathologist

Linda Eve Seth, M.Ed  
Speech-Language Pathologist

Copyright © 2012 5-Minute Kids™ LLC

---

# TABLE OF CONTENTS

<b>Introduction.....</b>	<b>3</b>
<b>Data Sheets</b>	
<b>S SOUND</b>	
Word level.....	6
Phrase Level.....	15
Sentence Level.....	19
<b>Z SOUND</b>	
Word level.....	23
Phrase Level.....	24
Sentence Level.....	26
Fill in sheets.....	28
<b>Word Bank Lists</b>	
<b>S SOUND.....</b>	<b>30</b>
<b>Z SOUND.....</b>	<b>36</b>
<b>Reading Lists</b>	
<b>S SOUND</b>	
Word level.....	37
Phrase Level.....	44
Sentence Level.....	48
<b>Z SOUND</b>	
Word level.....	52
Phrase Level.....	53
Sentence Level.....	55
<b>Games for 5-Minute Therapy.....</b>	<b>58</b>
<b>Envelope Games.....</b>	<b>64</b>
<b>Homework Activities</b>	
Directions.....	82
Word of the Day.....	83
Sight Word Flashcards.....	84
Bookmarks.....	85
Homework sheets.....	88
<b>Percentage Charts.....</b>	<b>92</b>

# INTRODUCTION

**“What can you DO in 5 minutes?”** This is a question often asked by speech-language pathologists, teachers and parents. The 5-Minute Kids™ program has been shown to be successful with students over the past seven years. Students are scheduled for five to ten minute individual sessions several times weekly, depending on severity of the speech disorder. Therapy is often conducted on chairs in the hallway near the child’s classroom. The session can take place in the therapy room if it is close to the child’s classroom, otherwise valuable therapy time is lost while walking to and from speech.

Students with speech sound errors need as many opportunities to practice as possible. Individual therapy and the structured drill setting in the 5-Minute Kids program allow students to practice intensively on their goals, and to achieve a high number of responses. The following chart shows examples of what can be accomplished in five minutes. The number of responses will vary depending on the age and skills of the child.

## Per 5-Minute Session

<b>Task</b>	<b>Number of responses</b>
Name pictures	117
Repeat words	157
Repeat phrases	125
Create sentences	35

The materials in this book provide a variety of activities designed for drill practice in the therapy setting. The individualized session also allows the speech-language pathologist to collect data efficiently. For a complete manual with details for implementation of the program, see *5-Minute Kids™: An Individual, Drill-Based Program for Students with Speech Sound Disorders* (2006) by Susan Sexton.

## ACTIVITIES FOR THE 5-MINUTE SESSION

**BASIC DRILL:** In this task the speech pathologist reads the word, phrase or sentence list to the child and the student repeats the stimulus item. This method can result in well over 100 responses per five-minute session. Each list can be repeated two or three times during a session in order to achieve a sufficient number of words, phrases or sentences. Data collection can easily be included in these structured sessions. Correct responses are tallied and the percentage can be calculated using the percent chart at the back of the book or a calculator. A sample of a data collection sheet has been included as well as a blank sheet for words or sentences which can be filled in to address individual goals. Lists in the "Word Bank" section of the book can be utilized to either create data sheets or can be used as rapid drill lists for modeling/repeating words.

**INDEPENDENT PRACTICE:** The activities in this section are best used when a child has made progress in therapy and no longer requires modeling of correct production. The student can name pictures or read words or sentences from the lists provided in this book. The reading lists are identical to the data lists, and when read aloud provide the opportunity for the student to practice without verbal modeling. The child can also read aloud from books that come from the classroom. Using classroom materials helps connect the speech room practice to the curriculum.

**GAMES FOR THERAPY:** Used occasionally, easy, quick games can provide variety in therapy and are motivating to the child. Several suggestions for simple games are included. The focus of therapy is for the student to produce as many responses as possible in the drill session. This task can be accomplished by having the student say the target response several times before taking a turn.

**HOMEWORK AND CARRY OVER ACTIVITIES:** An important component of therapy is to provide materials and activities for the child to complete outside of the therapy setting, at school or at home. Materials for homework activities are provided which take very little time to assign and should require little time at home to practice.





# LISTS FOR DRILL PRACTICE



# SAMPLE

## INITIAL S WORDS: ONE SYLLABLE

Word	Date	Date	Date
	9/4	9/18	
cell	1	1	
sack	1	1	
sad	1	1	
safe	1	1	
said	0	1	
saint	0	1	
sake	0	1	
same	0	1	
sand	1	1	
sang	0	1	
sank	1	1	
salt	0	0	
sap	0	0	
sat	1	1	
saw	1	1	
say	1	1	
seat	1	1	
see	0	1	
seed	1	1	
seek	1	1	
seen	0	0	
seep	1	1	
sell	1	1	
send	1	1	
sent	1	1	
Total Correct	16/25	22/25	/25
Percent	64%	88%	

Word	Date	Date	Date
	9-18		
set	✓		
sew	X		
sick	X		
side	X		
sight	X		
sign	✓		
sill	✓		
sink	✓		
sip	✓		
sit	✓		
so	✓		
soak	✓		
soap	✓		
sob	X		
sock	X		
soft	✓		
song	✓		
soon	✓		
sop	✓		
sound	✓		
soup	✓		
soy	✓		
Sue	X		
suit	X		
sun	X		
Total Correct	16/25	/25	/25
Percent	64%		

# INITIAL S WORDS: ONE SYLLABLE

Word	Date	Date	Date
cell			
sack			
sad			
safe			
said			
saint			
sake			
same			
sand			
sang			
sank			
salt			
sap			
sat			
saw			
say			
seat			
see			
seed			
seek			
seen			
seep			
sell			
send			
sent			
Total Correct	/25	/25	/25
Percent			

Word	Date	Date	Date
set			
sew			
sick			
side			
sight			
sign			
sill			
sink			
sip			
sit			
so			
soak			
soap			
sob			
sock			
soft			
song			
soon			
sop			
sound			
soup			
soy			
Sue			
suit			
sun			
Total Correct	/25	/25	/25
Percent			

Student Name: \_\_\_\_\_

# INITIAL S WORDS: MULTI-SYLLABLE

Word	Date	Date	Date
cedar			
cement			
center			
cider			
cinder			
saddle			
safety			
sample			
sandwich			
satin			
sauna			
saving			
seagull			
searching			
seaweed			
second			
secret			
seeing			
senate			
senior			
serpent			
seven			
sewing			
sidewalk			
signal			
Total Correct	/25	/25	/25
Percent			

Word	Date	Date	Date
simple			
singing			
siren			
sitter			
sitting			
soaking			
soccer			
socket			
sofa			
soggy			
solo			
somehow			
someone			
songbird			
sooner			
sorry			
submit			
subway			
sudden			
summer			
sunburn			
sunny			
super			
symbol			
syrup			
Total Correct	/25	/25	/25
Percent			

Student Name: \_\_\_\_\_

# MEDIAL S WORDS

Word	Date	Date	Date
aside			
babysit			
baseball			
beside			
bison			
bossy			
decent			
decide			
decimal			
dinosaur			
dissect			
episode			
eraser			
essay			
facing			
fantasy			
faucet			
forest			
fossil			
fussy			
gasoline			
gossip			
grasshopper			
guessing			
hissing			
Total Correct	/25	/25	/25
Percent			

Word	Date	Date	Date
hustle			
icing			
icy			
lacy			
lasso			
listen			
Lucy			
mason			
messy			
missing			
muscle			
nicely			
pacer			
pacing			
passing			
percent			
person			
policeman			
posse			
possum			
racer			
racing			
receipt			
tossing			
whistle			
Total correct	/25	/25	/25
Percent			

Student Name: \_\_\_\_\_

# FINAL S WORDS: ONE SYLLABLE

Word	Date	Date	Date
ace			
base			
bless			
boss			
bus			
case			
Chris			
class			
cross			
dice			
dress			
face			
floss			
fuss			
gas			
geese			
goose			
grass			
grease			
guess			
hiss			
horse			
house			
ice			
lace			
Total Correct	/25	/25	/25
Percent			

Word	Date	Date	Date
less			
loose			
mess			
mice			
miss			
moose			
mouse			
nice			
niece			
nurse			
pace			
pass			
piece			
place			
plus			
press			
price			
purse			
race			
rice			
this			
toss			
twice			
us			
yes			
Total Correct	/25	/25	/25
Percent			

Student Name: \_\_\_\_\_

## FINAL S WORDS: MULTI-SYLLABLE

Word	Date	Date	Date
across			
address			
Alice			
birdhouse			
bonus			
bookcase			
bypass			
caboose			
cactus			
campus			
canvas			
chorus			
compass			
confess			
cordless			
countless			
Denise			
doghouse			
dollhouse			
embrace			
erase			
fireplace			
fitness			
focus			
furnace			
Total Correct	/25	/25	/25
Percent			

Word	Date	Date	Date
harness			
impress			
increase			
iris			
Janice			
lettuce			
lighthouse			
Linus			
mattress			
minus			
necklace			
nervous			
notice			
office			
palace			
papoose			
police			
porpoise			
promise			
purpose			
tennis			
treehouse			
waitress			
walrus			
warehouse			
Total Correct	/25	/25	/25
Percent			

Student Name: \_\_\_\_\_



# RECURRING S/Z WORDS

Word	Date	Date	Date
circles			
circus			
guesses			
nastiest			
necessary			
noiseless			
nonsense			
recess			
resumes			
sales			
satisfy			
sauce			
sausage			
saves			
scenes			
schemes			
science			
scissors			
scoops			
seahorse			
seals			
seamless			
seaside			
seesaw			
semester			
Total Correct	/25	/25	/25
Percent			

Word	Date	Date	Date
semicircle			
sensible			
sentence			
sequence			
serious			
service			
silliness			
sincere			
sinus			
sleeves			
snakes			
source			
space			
spaceman			
speediest			
spice			
spoons			
spotless			
spruce			
stinks			
stops			
supplies			
supress			
system			
useless			
Total Correct	/25	/25	/25
Percent			

Student Name: \_\_\_\_\_

# S-BLEND WORDS

Word	Date	Date	Date
scale			
scarf			
school			
scoop			
scoot			
skate			
skin			
skip			
slap			
slave			
sled			
sleep			
sleeve			
slick			
slide			
slim			
slip			
slow			
smack			
small			
smart			
smell			
smile			
smock			
smog			
Total Correct	/25	/25	/25
Percent			

Word	Date	Date	Date
smooth			
snack			
snail			
snake			
sneak			
sniff			
snip			
snore			
snow			
spare			
speak			
speech			
spider			
spill			
spin			
spine			
spool			
spoon			
stand			
star			
stay			
steak			
steep			
stick			
stop			
Total Correct	/25	/25	/25
Percent			

Student Name: \_\_\_\_\_

# INITIAL S PHRASES

Phrase	Date	Date	Date
leather <b>sofa</b>			
<b>cell</b> phone			
apple <b>cider</b>			
green <b>celery</b>			
drive <b>safely</b>			
in my <b>seat</b>			
clean the <b>sink</b>			
out of <b>sight</b>			
maple <b>syrup</b>			
right <b>side</b>			
a <b>soft</b> kitten			
<b>sail</b> on the lake			
a free <b>sample</b>			
<b>save</b> the coupon			
<b>see</b> it all			
<b>selling</b> the farm			
<b>set</b> the table			
<b>seven</b> in a row			
<b>sign</b> here			
<b>silver</b> ring			
<b>simple</b> math			
<b>sip</b> your drink			
<b>sit</b> down			
<b>sent</b> a letter			
a brick <b>sidewalk</b>			
Total Correct	/25	/25	/25
Percent			

Student Name: \_\_\_\_\_

# MEDIAL S PHRASES

Phrase	Date	Date	Date
a <b>messy</b> room			
a new <b>lesson</b>			
<b>tossing</b> a ball			
in the <b>basement</b>			
a <b>December</b> birthday			
green <b>dinosaur</b>			
in the <b>castle</b>			
a <b>fussy</b> baby			
a gray <b>possum</b>			
<b>guessing</b> the number			
behaving <b>nicely</b>			
large <b>muscle</b>			
a favorite <b>recipe</b>			
<b>awesome</b> car			
a big <b>hassle</b>			
invite <b>Bessie</b>			
<b>loosen</b> the tie			
our new <b>principal</b>			
a little <b>closer</b>			
<b>bossy</b> kid			
<b>beside</b> the river			
<b>inside</b> out			
<b>passing</b> grade			
my Aunt <b>Lucille</b>			
take the <b>medicine</b>			
Total Correct	/25	/25	/25
Percent			

Student Name: \_\_\_\_\_

## FINAL S PHRASES

Phrase	Date	Date	Date
a red <b>purse</b>			
<b>toss</b> the ball			
the <b>base</b> of the lamp			
<b>pass</b> the pepper			
<b>dress</b> the baby			
cannot <b>guess</b>			
brown <b>briefcase</b>			
brick <b>house</b>			
<b>mouse</b> trap			
<b>horse</b> in the barn			
<b>piece</b> of pie			
<b>kiss</b> her cheek			
third <b>base</b> coach			
matching <b>blouse</b>			
<b>ice</b> cube			
in the <b>race</b>			
clean your <b>face</b>			
<b>cross</b> the road			
<b>trace</b> the picture			
bowl of <b>rice</b>			
do it <b>twice</b>			
favorite <b>niece</b>			
tomato <b>juice</b>			
coffee <b>thermos</b>			
green <b>lettuce</b>			
Total Correct	/25	/25	/25
Percent			

Student Name: \_\_\_\_\_

## S-BLEND PHRASES

Phrase	Date	Date	Date
a new <b>skill</b>			
a young <b>skunk</b>			
<b>skinny</b> tie			
a warm <b>scarf</b>			
downhill <b>skiing</b>			
<b>slap</b> the table			
<b>slip</b> of paper			
torn <b>sleeve</b>			
<b>slick</b> road			
<b>smile</b> at me			
<b>smart</b> kid			
<b>smooth</b> it over			
<b>smash</b> the bag			
<b>sneaky</b> kid			
garden <b>snake</b>			
don't <b>sniff</b>			
in the <b>snow</b>			
<b>speak</b> to me			
a <b>spotted</b> dog			
<b>spill</b> the milk			
a pretty <b>spider</b>			
hot <b>steam</b>			
<b>stuffed</b> animal			
quick <b>start</b>			
<b>steering</b> wheel			
Total Correct	/25	/25	/25
Percent			

Student Name: \_\_\_\_\_

# INITIAL S SENTENCES

Sentence	Date	Date	Date
Sam moved into the neighborhood.			
I like to dig in the sand.			
I walked on my sore foot all day.			
Can we do it on Sunday?			
I like silver jewelry.			
Take the saddle to the barn.			
I love to munch celery.			
She talked softly in the library.			
My silly dog will bark at anything.			
Keiko sent me a letter.			
He felt sick all week.			
Are you a good sailor?			
I enjoy hot soup.			
Put a bit of salt on the corn.			
We waded out to the sandbar.			
Come sit down and talk to me.			
Can you read the sign to me?			
We will leave on Sunday.			
Soak the pan before washing it.			
They served the meal.			
My dog ate my sock.			
She loved her second grade teacher.			
Send me a letter when you arrive.			
It had a lovely scent.			
Draw a circle on the paper.			
Total Correct	/25	/25	/25
Percent			

Student Name: \_\_\_\_\_

# MEDIAL S SENTENCES

Sentence	Date	Date	Date
I keep my bike in the <b>basement</b> .			
They were <b>tossing</b> the ball.			
He caught a brown <b>grasshopper</b> .			
The bird flew <b>gracefully</b> .			
Diane cleaned her <b>messy</b> room.			
Ray colored the <b>dinosaur</b> purple.			
Which <b>lesson</b> did you prepare?			
<b>Missy</b> baked an angel food cake.			
I have a <b>fussy</b> grandma.			
<b>Lucy</b> took the blanket from her brother.			
The <b>possum</b> hid in the tree.			
I will keep you <b>guessing</b> .			
What a <b>hassle</b> !			
Put the <b>icing</b> on the cake.			
I love tuna noodle <b>casserole</b> .			
He made the rabbit <b>disappear</b> .			
The lilac bush began to <b>blossom</b> .			
I have a <b>December</b> birthday.			
Grandpa took him to the <b>baseball</b> game.			
I am <b>chasing</b> the baby.			
It will fit <b>nicely</b> into my luggage.			
Anna will write down the <b>recipe</b> .			
Did you get the <b>gasoline</b> ?			
Mom gave me my <b>medicine</b> .			
<b>Recycle</b> your trash!			
Total Correct	/25	/25	/25
Percent			

Student Name: \_\_\_\_\_



## FINAL S SENTENCES

Sentence	Date	Date	Date
Pass me the pepper.			
The <b>race</b> will begin at nine.			
Her shirt had a <b>lace</b> collar.			
My <b>face</b> turned red.			
The pig built a brick <b>house</b> .			
I think I heard a <b>mouse</b> .			
<b>Moss</b> grew on the hill.			
Her <b>blouse</b> got torn.			
I like to eat <b>lettuce</b> .			
I left my <b>purse</b> at home.			
<b>Toss</b> the ball to me.			
Lonnie drank the tomato <b>juice</b> .			
<b>Cactus</b> can grow in a flower pot.			
My <b>niece</b> went to college in Ohio.			
The <b>bus</b> went into the ditch.			
I love to play <b>chess</b> .			
The <b>goose</b> honked loudly.			
I hope I draw an <b>ace</b> .			
Lori bought a new <b>dress</b> .			
He went to the <b>police</b> .			
We made a huge <b>mess</b> .			
You can <b>trace</b> the picture.			
The <b>nurse</b> gave me a pillow.			
He rounded third <b>base</b> .			
Of <b>course</b> you can join the team.			
Total Correct	/25	/25	/25
Percent			

Student Name: \_\_\_\_\_

# S-BLEND SENTENCES

Sentence	Date	Date	Date
She learned how to <b>skip</b> .			
Put the bag on the <b>scale</b> .			
<b>Scoot</b> over and make room for me.			
<b>School</b> will begin after Labor Day.			
The big dog <b>scared</b> me.			
You can <b>sleep</b> in my room.			
I <b>slipped</b> on the floor.			
Are you <b>speaking</b> to me?			
She <b>smiled</b> at me.			
We fed the <b>small</b> cat.			
I <b>smashed</b> the paper bag.			
Tim <b>scored</b> a point in the game.			
Katie enjoyed an afternoon <b>snack</b> .			
We are having <b>steak</b> for dinner.			
The dog <b>sniffed</b> the bush.			
The <b>snail</b> lived in the garden.			
We made a <b>snowman</b> on the playground.			
I <b>spilled</b> my milk.			
The <b>spider</b> made a huge web.			
May I have a <b>spoon</b> ?			
I go to <b>speech</b> on Monday.			
We hiked up the <b>steep</b> hill.			
<b>Stop</b> at the corner.			
Mom <b>stayed</b> home from work today.			
Tell me a bedtime <b>story</b> .			
Total Correct	/25	/25	/25
Percent			

Student Name: \_\_\_\_\_

# MEDIAL AND FINAL Z WORDS

Medial	Date	Date	Date
breezy			
cousin			
cozy			
cruising			
daisy			
design			
dessert			
dizzy			
dozen			
easy			
freezer			
frozen			
gazing			
hazard			
hazy			
husband			
lazy			
lizard			
pleasant			
reason			
resign			
rising			
teasing			
visit			
wizard			
Total Correct	/25	/25	/25
Percent			

Final	Date	Date	Date
freeze			
gaze			
grows			
has			
haze			
heals			
hose			
ideas			
is			
keys			
laws			
lose			
maze			
peas			
pies			
please			
praise			
prize			
revise			
rise			
rose			
shoes			
tease			
toes			
was			
Total Correct	/25	/25	/25
Percent			

Student Name: \_\_\_\_\_

## MEDIAL Z PHRASES

Phrase	Date	Date	Date
<b>cousin</b> Louie			
one <b>raisin</b>			
<b>muzzle</b> the dog			
<b>breezy</b> day			
<b>losing</b> the game			
a <b>buzzing</b> fly			
<b>praising</b> the child			
a <b>fizzy</b> drink			
pick a <b>daisy</b>			
a <b>hazy</b> morning			
<b>frozen</b> waffle			
cherry <b>cheesecake</b>			
too <b>busy</b>			
cake for <b>dessert</b>			
in the <b>freezer</b>			
<b>lazy</b> boy			
<b>visit</b> the lady			
no <b>reason</b>			
a tough <b>puzzle</b>			
an <b>amazing</b> trick			
my friend <b>Eliza</b>			
a <b>pleasant</b> girl			
<b>nosy</b> neighbor			
a <b>fuzzy</b> rabbit			
an <b>easy</b> report			
Total Correct	/25	/25	/25
Percent			

Student Name: \_\_\_\_\_

# FINAL Z PHRASES

Phrase	Date	Date	Date
family <b>ties</b>			
watch the <b>news</b>			
too many <b>flies</b>			
macaroni and <b>cheese</b>			
<b>choose</b> a color			
<b>grows</b> in the garden			
<b>tease</b> the girl			
<b>his</b> dog			
hamburger and <b>fries</b>			
<b>goes</b> home			
<b>shows</b> her painting			
ten <b>toes</b>			
<b>was</b> in town			
<b>does</b> go walking			
<b>please</b> go			
win the <b>prize</b>			
no more <b>lies</b>			
<b>lays</b> down			
<b>raise</b> it up			
on my <b>nose</b>			
a red <b>rose</b>			
loud <b>cries</b>			
lunch <b>trays</b>			
new <b>toys</b>			
all the <b>boys</b>			
Total Correct	/25	/25	/25
Percent			

Student Name: \_\_\_\_\_

## MEDIAL Z SENTENCES

Sentence	Date	Date	Date
I wrote to my <b>cousin</b> Paul.			
We need a <b>dozen</b> of them.			
Don't act like a <b>miser</b> .			
Put it in the <b>freezer</b> .			
She will be <b>busy</b> today.			
My feet are <b>frozen</b> .			
The boy can be <b>lazy</b> .			
I am feeling <b>dizzy</b> .			
What a <b>crazy</b> idea!			
Be careful of that <b>hazard</b> .			
I have a <b>thousand</b> of them.			
He had a good <b>reason</b> .			
Miriam opened her birthday <b>present</b> .			
I love to do a <b>puzzle</b> .			
She <b>amazed</b> me.			
My gerbil ate one <b>raisin</b> .			
What a <b>noisy</b> baby!			
Their team had been <b>losing</b> all week.			
There will be a <b>blizzard</b> tomorrow.			
Be careful of the <b>laser</b> .			
Dad bought a new <b>razor</b> .			
I had a good <b>reason</b> for doing that.			
Karen picked a <b>daisy</b> .			
Ryan found a green <b>lizard</b> .			
Kai got a <b>physical</b> for football.			
Total Correct	/25	/25	/25
Percent			

Student Name: \_\_\_\_\_

# FINAL Z SENTENCES

Sentence	Date	Date	Date
She <b>goes</b> running daily.			
<b>Please</b> go now.			
He <b>does</b> a good job.			
I need a new <b>hose</b> .			
The <b>bees</b> made good honey.			
Did you like the <b>rose</b> ?			
I broke two <b>toes</b> .			
I bought Dad new <b>ties</b> .			
She <b>grows</b> a lovely garden.			
I <b>choose</b> the green one.			
I watched the bread <b>rise</b> .			
My dog had <b>fleas</b> .			
I hear too much <b>noise</b> .			
<b>Raise</b> the flag now.			
He shouldn't <b>tease</b> the kitten.			
Mom found her car <b>keys</b> .			
There he <b>goes</b> again!			
What <b>does</b> she think?			
I am in a <b>daze</b> today.			
There are many <b>ways</b> .			
What <b>phase</b> of the moon will it be?			
Miguel can read the <b>phrase</b> .			
We're eating <b>peas</b> from the garden.			
We'll pay no more <b>fees</b> .			
I have a <b>bruise</b> on my leg.			
Total Correct	/25	/25	/25
Percent			

Student Name: \_\_\_\_\_







## WORD BANK: INITIAL S WORDS ONE SYLLABLE

- |            |            |            |
|------------|------------|------------|
| 1. cell    | 35. seep   | 69. sod    |
| 2. cent    | 36. self   | 70. soft   |
| 3. sack    | 37. sell   | 71. soil   |
| 4. sad     | 38. send   | 72. sold   |
| 5. safe    | 39. sent   | 73. solve  |
| 6. sag     | 40. serf   | 74. some   |
| 7. sage    | 41. serve  | 75. son    |
| 8. said    | 42. set    | 76. song   |
| 9. sail    | 43. sew    | 77. soon   |
| 10. saint  | 44. sewn   | 78. soot   |
| 11. sake   | 45. sick   | 79. sop    |
| 12. salt   | 46. Sid    | 80. sore   |
| 13. Sam    | 47. side   | 81. sort   |
| 14. same   | 48. sift   | 82. soot   |
| 15. sand   | 49. sigh   | 83. sought |
| 16. sane   | 50. sight  | 84. soul   |
| 17. sang   | 51. sign   | 85. sound  |
| 18. sank   | 52. silk   | 86. soup   |
| 19. sap    | 53. sill   | 87. sour   |
| 20. sash   | 54. silt   | 88. sow    |
| 21. sat    | 55. sin    | 89. sown   |
| 22. save   | 56. sing   | 90. soy    |
| 23. saw    | 57. singe  | 91. sub    |
| 24. say    | 58. sink   | 92. such   |
| 25. scene  | 59. sip    | 93. Sue    |
| 26. sea    | 60. sir    | 94. sued   |
| 27. seal   | 61. sit    | 95. suit   |
| 28. seam   | 62. site   | 96. sulk   |
| 29. search | 63. soak   | 97. sun    |
| 30. seat   | 64. soaked | 98. sung   |
| 31. see    | 65. soap   | 99. sunk   |
| 32. seed   | 66. soar   | 100. surf  |
| 33. seek   | 67. sob    |            |
| 34. seem   | 68. sock   |            |

## WORD BANK: INITIAL S WORDS MULTI-SYLLABLE

- |               |              |              |
|---------------|--------------|--------------|
| 1. cedar      | 35. seaweed  | 69. soggy    |
| 2. celery     | 36. second   | 70. solid    |
| 3. cement     | 37. secret   | 71. solo     |
| 4. center     | 38. secure   | 72. somehow  |
| 5. certain    | 39. sedan    | 73. someone  |
| 6. cider      | 40. sedate   | 74. songbird |
| 7. cinder     | 41. seeing   | 75. sooner   |
| 8. city       | 42. segment  | 76. sorry    |
| 9. cycle      | 43. senate   | 77. soupy    |
| 10. sadder    | 44. senior   | 78. soybean  |
| 11. saddle    | 45. sermon   | 79. subdue   |
| 12. sadly     | 46. serpent  | 80. submit   |
| 13. safely    | 47. settle   | 81. subtract |
| 14. safety    | 48. seven    | 82. subway   |
| 15. sailboat  | 49. sewer    | 83. sudden   |
| 16. salad     | 50. sewing   | 84. suffer   |
| 17. salmon    | 51. sidewalk | 85. summer   |
| 18. salty     | 52. siding   | 86. sunburn  |
| 19. sample    | 53. signal   | 87. Sunday   |
| 20. sandal    | 54. signing  | 88. sundown  |
| 21. sandbar   | 55. silver   | 89. sunlight |
| 22. sandwich  | 56. simple   | 90. sunny    |
| 23. sandy     | 57. singing  | 91. sunrise  |
| 24. satin     | 58. sipping  | 92. suntan   |
| 25. sauna     | 59. siren    | 93. super    |
| 26. saving    | 60. sitter   | 94. supper   |
| 27. sawing    | 61. sitting  | 95. supply   |
| 28. sawmill   | 62. soaking  | 96. supreme  |
| 29. saying    | 63. soccer   | 97. surfer   |
| 30. scented   | 64. socket   | 98. survey   |
| 31. seafood   | 65. soda     | 99. symbol   |
| 32. seagull   | 66. sofa     | 100. syrup   |
| 33. searching | 67. soften   |              |
| 34. seated    | 68. software |              |

## WORD BANK: MEDIAL S WORDS

1. acid
2. aside
3. babysit
4. baseball
5. basin
6. beside
7. bicycle
8. bison
9. blessing
10. blossom
11. bossy
12. bussing
13. casserole
14. castle
15. chasing
16. classroom
17. classy
18. courtesy
19. crossing
20. December
21. decent
22. decibel
23. decide
24. decimal
25. descend
26. dinosaur
27. disappear
28. dissect
29. dressing
30. episode
31. eraser
32. essay
33. facet
34. facing
35. fancy
36. fantasy
37. faucet
38. fencing
39. forest
40. fossil
41. fussy
42. gasoline
43. gossip
44. grasshopper
45. grassy
46. guesser
47. guessing
48. hayseed
49. hissing
50. hustle
51. icing
52. icy
53. innocent
54. kissing
55. lacy
56. lasso
57. lesson
58. listen
59. Lucy
60. mason
61. medicine
62. messy
63. missing
64. missile
65. moccasin
66. mossy
67. muscle
68. nicely
69. ocelot
70. pacer
71. pacing
72. passing
73. pencil
74. percent
75. person
76. policeman
77. policy
78. posse
79. possible
80. possum
81. pricing
82. principal
83. professor
84. promising
85. racer
86. racing
87. recede
88. receipt
89. receive
90. recent
91. recipe
92. recycle
93. tassel
94. tossing
95. tracing
96. Tracy
97. tricycle
98. voicing
99. wayside
100. whistle

## WORD BANK: FINAL S WORDS ONE SYLLABLE

- |            |            |            |
|------------|------------|------------|
| 1. ace     | 35. glass  | 69. noose  |
| 2. base    | 36. gloss  | 70. notes  |
| 3. Bess    | 37. goose  | 71. nurse  |
| 4. bless   | 38. grace  | 72. ounce  |
| 5. bliss   | 39. grass  | 73. pace   |
| 6. blouse  | 40. grease | 74. pass   |
| 7. boss    | 41. gross  | 75. piece  |
| 8. brace   | 42. guess  | 76. place  |
| 9. brass   | 43. hearse | 77. plus   |
| 10. Bruce  | 44. hence  | 78. pounce |
| 11. bus    | 45. hiss   | 79. prance |
| 12. case   | 46. hopes  | 80. press  |
| 13. chase  | 47. horse  | 81. price  |
| 14. chess  | 48. house  | 82. purse  |
| 15. choice | 49. ice    | 83. race   |
| 16. Chris  | 50. Jess   | 84. Reese  |
| 17. class  | 51. juice  | 85. rice   |
| 18. close  | 52. kiss   | 86. Ross   |
| 19. coarse | 53. lace   | 87. Russ   |
| 20. crease | 54. lease  | 88. Tess   |
| 21. cross  | 55. less   | 89. this   |
| 22. curse  | 56. loose  | 90. toss   |
| 23. dice   | 57. loss   | 91. trace  |
| 24. dose   | 58. mace   | 92. trance |
| 25. dress  | 59. mass   | 93. twice  |
| 26. face   | 60. mess   | 94. us     |
| 27. fleece | 61. mice   | 95. Vance  |
| 28. floss  | 62. miss   | 96. vase   |
| 29. force  | 63. moose  | 97. verse  |
| 30. France | 64. moss   | 98. voice  |
| 31. fuss   | 65. mouse  | 99. worse  |
| 32. gas    | 66. muss   | 100. yes   |
| 33. geese  | 67. nice   |            |
| 34. glance | 68. niece  |            |

## WORD BANK: FINAL S WORDS MULTI-SYLLABLE

1. across
2. address
3. adverse
4. advice
5. Alice
6. apiece
7. birdhouse
8. blindness
9. boathouse
10. bonus
11. bookcase
12. briefcase
13. bypass
14. caboose
15. cactus
16. campus
17. canvas
18. caress
19. chorus
20. circus
21. clueless
22. compass
23. confess
24. cordless
25. countless
26. crabgrass
27. dangerous
28. decrease
29. Denise
30. depress
31. doghouse
32. dollhouse
33. duress
34. embarrass
35. embrace
36. erase
37. fairness
38. famous
39. fireplace
40. fitness
41. focus
42. furnace
43. glamorous
44. greenhouse
45. grimace
46. hairpiece
47. happiness
48. harness
49. helpless
50. impress
51. increase
52. intense
53. iris
54. Janice
55. jealous
56. kindness
57. lettuce
58. lighthouse
59. Linus
60. mattress
61. minus
62. mongoose
63. necklace
64. nervous
65. notice
66. octopus
67. office
68. overpass
69. palace
70. papoose
71. paradise
72. Paris
73. picnics
74. platypus
75. playhouse
76. police
77. porpoise
78. precise
79. prince
80. promise
81. purpose
82. reckless
83. release
84. retrace
85. reverse
86. tennis
87. Thomas
88. tortoise
89. treehouse
90. tremendous
91. uncross
92. underpass
93. undress
94. universe
95. unless
96. waitress
97. walrus
98. warehouse
99. wireless
100. witness

## WORD BANK: S-BLEND WORDS

1. scab
2. scale
3. scamp
4. scar
5. scared
6. scarf
7. scary
8. school
9. scold
10. scoop
11. scoot
12. skate
13. ski
14. skid
15. skin
16. skip
17. skipper
18. skirt
19. skunk
20. sky
21. slack
22. slap
23. slave
24. slaw
25. sled
26. sleek
27. sleep
28. sleeve
29. sleigh
30. slick
31. slide
32. slight
33. slim
34. slimy
35. slip
36. slogan
37. sloppy
38. sloth
39. slow
40. slugger
41. smack
42. small
43. smart
44. smash
45. smear
46. smell
47. smile
48. smithy
49. smock
50. smog
51. smoky
52. smooth
53. smoothly
54. smother
55. smudge
56. snack
57. snag
58. snail
59. snake
60. snapping
61. sneaky
62. sniff
63. snip
64. Snoopy
65. snore
66. snow
67. snowman
68. snug
69. spark
70. sparkle
71. speak
72. speech
73. speedy
74. spend
75. spider
76. spike
77. spill
78. spin
79. spine
80. spirit
81. spoil
82. spool
83. spoon
84. spoonful
85. spy
86. stain
87. stand
88. star
89. stare
90. starve
91. stay
92. steak
93. steal
94. steep
95. Steven
96. stick
97. stool
98. stop
99. story
100. stove

## WORD BANK: Z WORDS ALL POSITIONS

- |                |              |             |
|----------------|--------------|-------------|
| 1. Zach        | 35. crazy    | 69. grows   |
| 2. zany        | 36. cruising | 70. has     |
| 3. zap         | 37. daisy    | 71. haze    |
| 4. zeal        | 38. design   | 72. heals   |
| 5. zealot      | 39. dessert  | 73. hose    |
| 6. zenith      | 40. dizzy    | 74. ideas   |
| 7. zeppelin    | 41. drizzle  | 75. is      |
| 8. zero        | 42. easy     | 76. keys    |
| 9. zillion     | 43. freezer  | 77. laws    |
| 10. zinc       | 44. frozen   | 78. lose    |
| 11. zing       | 45. gazing   | 79. maze    |
| 12. zinnia     | 46. hazard   | 80. nails   |
| 13. zip        | 47. hazy     | 81. nose    |
| 14. zipper     | 48. housing  | 82. oppose  |
| 15. zippy      | 49. husband  | 83. peas    |
| 16. zither     | 50. lazy     | 84. pies    |
| 17. zodiac     | 51. lizard   | 85. pillows |
| 18. zombie     | 52. loser    | 86. please  |
| 19. zone       | 53. pleasant | 87. poise   |
| 20. zoo        | 54. poison   | 88. pose    |
| 21. zoology    | 55. puzzle   | 89. praise  |
| 22. zoom       | 56. reason   | 90. prize   |
| 23. zucchini   | 57. resign   | 91. quiz    |
| 24. xylophone  | 58. rising   | 92. raise   |
| 25. amazing    | 59. rosebush | 93. revise  |
| 26. blazer     | 60. teasing  | 94. rise    |
| 27. blazing    | 61. weasel   | 95. rose    |
| 28. blizzard   | 62. wizard   | 96. shoes   |
| 29. breezy     | 63. visit    | 97. shows   |
| 30. cheesecake | 64. cheese   | 98. tease   |
| 31. closet     | 65. flies    | 99. toes    |
| 32. cosmic     | 66. flows    | 100. was    |
| 33. cousin     | 67. freeze   |             |
| 34. cozy       | 68. gaze     |             |



## READING LIST: INITIAL S WORDS ONE SYLLABLE

- |          |           |           |
|----------|-----------|-----------|
| 1. cell  | 18. see   | 35. sit   |
| 2. sack  | 19. seed  | 36. so    |
| 3. sad   | 20. seek  | 37. soak  |
| 4. safe  | 21. seen  | 38. soap  |
| 5. said  | 22. seep  | 39. sob   |
| 6. saint | 23. sell  | 40. sock  |
| 7. sake  | 24. send  | 41. soft  |
| 8. same  | 25. sent  | 42. song  |
| 9. sand  | 26. set   | 43. soon  |
| 10. sang | 27. sew   | 44. sop   |
| 11. sank | 28. sick  | 45. sound |
| 12. salt | 29. side  | 46. soup  |
| 13. sap  | 30. sight | 47. soy   |
| 14. sat  | 31. sign  | 48. Sue   |
| 15. saw  | 32. sill  | 49. suit  |
| 16. say  | 33. sink  | 50. sun   |
| 17. seat | 34. sip   |           |

## READING LIST: INITIAL S WORDS MULTI-SYLLABLE

- |               |              |              |
|---------------|--------------|--------------|
| 1. cedar      | 18. seeing   | 35. soggy    |
| 2. cement     | 19. senate   | 36. solo     |
| 3. center     | 20. senior   | 37. somehow  |
| 4. cider      | 21. serpent  | 38. someone  |
| 5. cinder     | 22. seven    | 39. songbird |
| 6. saddle     | 23. sewing   | 40. sooner   |
| 7. safety     | 24. sidewalk | 41. sorry    |
| 8. sample     | 25. signal   | 42. submit   |
| 9. sandwich   | 26. simple   | 43. subway   |
| 10. satin     | 27. singing  | 44. sudden   |
| 11. sauna     | 28. siren    | 45. summer   |
| 12. saving    | 29. sitter   | 46. sunburn  |
| 13. seagull   | 30. sitting  | 47. sunny    |
| 14. searching | 31. soaking  | 48. super    |
| 15. seaweed   | 32. soccer   | 49. symbol   |
| 16. second    | 33. socket   | 50. syrup    |
| 17. secret    | 34. sofa     |              |

## READING LIST: MEDIAL S WORDS

- |              |                 |               |
|--------------|-----------------|---------------|
| 1. aside     | 18. forest      | 35. missing   |
| 2. babysit   | 19. fossil      | 36. muscle    |
| 3. baseball  | 20. fussy       | 37. nicely    |
| 4. beside    | 21. gasoline    | 38. pacer     |
| 5. bison     | 22. gossip      | 39. pacing    |
| 6. bossy     | 23. grasshopper | 40. passing   |
| 7. decent    | 24. guessing    | 41. percent   |
| 8. decide    | 25. hissing     | 42. person    |
| 9. decimal   | 26. hustle      | 43. policeman |
| 10. dinosaur | 27. icing       | 44. posse     |
| 11. dissect  | 28. icy         | 45. possum    |
| 12. episode  | 29. lacy        | 46. racer     |
| 13. eraser   | 30. lasso       | 47. racing    |
| 14. essay    | 31. listen      | 48. receipt   |
| 15. facing   | 32. Lucy        | 49. tossing   |
| 16. fantasy  | 33. mason       | 50. whistle   |
| 17. faucet   | 34. messy       |               |

## READING LIST: FINAL S WORDS ONE SYLLABLE

- |           |            |           |
|-----------|------------|-----------|
| 1. ace    | 18. grass  | 35. nurse |
| 2. base   | 19. grease | 36. pace  |
| 3. bless  | 20. guess  | 37. pass  |
| 4. boss   | 21. hiss   | 38. piece |
| 5. bus    | 22. horse  | 39. place |
| 6. case   | 23. house  | 40. plus  |
| 7. Chris  | 24. ice    | 41. press |
| 8. class  | 25. lace   | 42. price |
| 9. cross  | 26. less   | 43. purse |
| 10. dice  | 27. loose  | 44. race  |
| 11. dress | 28. mess   | 45. rice  |
| 12. face  | 29. mice   | 46. this  |
| 13. floss | 30. miss   | 47. toss  |
| 14. fuss  | 31. moose  | 48. twice |
| 15. gas   | 32. mouse  | 49. us    |
| 16. geese | 33. nice   | 50. yes   |
| 17. goose | 34. niece  |           |

## READING LIST: FINAL S WORDS MULTI-SYLLABLE

1. across
2. address
3. Alice
4. birdhouse
5. bonus
6. bookcase
7. bypass
8. caboose
9. cactus
10. campus
11. canvas
12. chorus
13. compass
14. confess
15. cordless
16. countless
17. Denise
18. doghouse
19. dollhouse
20. embrace
21. erase
22. fireplace
23. fitness
24. focus
25. furnace
26. harness
27. impress
28. increase
29. iris
30. Janice
31. lettuce
32. lighthouse
33. Linus
34. mattress
35. minus
36. necklace
37. nervous
38. notice
39. office
40. palace
41. papoose
42. police
43. porpoise
44. promise
45. purpose
46. tennis
47. treehouse
48. waitress
49. walrus
50. warehouse

## READING LIST: RECURRING S/Z WORDS

- |              |                |               |
|--------------|----------------|---------------|
| 1. circles   | 18. scissors   | 35. sleeves   |
| 2. circus    | 19. scoops     | 36. snakes    |
| 3. guesses   | 20. seahorse   | 37. source    |
| 4. nastiest  | 21. seals      | 38. space     |
| 5. necessary | 22. seamless   | 39. spaceman  |
| 6. noiseless | 23. seaside    | 40. speediest |
| 7. nonsense  | 24. seesaw     | 41. spice     |
| 8. recess    | 25. semester   | 42. spoons    |
| 9. resumes   | 26. semicircle | 43. spotless  |
| 10. sales    | 27. sensible   | 44. spruce    |
| 11. satisfy  | 28. sentence   | 45. stinks    |
| 12. sauce    | 29. sequence   | 46. stops     |
| 13. sausage  | 30. serious    | 47. supplies  |
| 14. saves    | 31. service    | 48. supress   |
| 15. scenes   | 32. silliness  | 49. system    |
| 16. schemes  | 33. sincere    | 50. useless   |
| 17. science  | 34. sinus      |               |

## READING LIST: S BLEND WORDS

- |            |            |            |
|------------|------------|------------|
| 1. scale   | 18. slow   | 35. spare  |
| 2. scarf   | 19. smack  | 36. speak  |
| 3. school  | 20. small  | 37. speech |
| 4. scoop   | 21. smart  | 38. spider |
| 5. scoot   | 22. smell  | 39. spill  |
| 6. skate   | 23. smile  | 40. spin   |
| 7. skin    | 24. smock  | 41. spine  |
| 8. skip    | 25. smog   | 42. spool  |
| 9. slap    | 26. smooth | 43. spoon  |
| 10. slave  | 27. snack  | 44. stand  |
| 11. sled   | 28. snail  | 45. star   |
| 12. sleep  | 29. snake  | 46. stay   |
| 13. sleeve | 30. sneak  | 47. steak  |
| 14. slick  | 31. sniff  | 48. steep  |
| 15. slide  | 32. snip   | 49. stick  |
| 16. slim   | 33. snore  | 50. stop   |
| 17. slip   | 34. snow   |            |

## READING LIST: INITIAL S PHRASES

1. leather **sofa**
2. **cell** phone
3. apple **cider**
4. green **celery**
5. drive **safely**
6. in my **seat**
7. clean the **sink**
8. out of **sight**
9. maple **syrup**
10. right **side**
11. a **soft** kitten
12. **sail** on the lake
13. a free **sample**
14. **save** the coupon
15. **see** it all
16. **selling** the farm
17. **set** the table
18. **seven** in a row
19. **sign** here
20. **silver** ring
21. **simple** math
22. **sip** your drink
23. **sit** down
24. **sent** a letter
25. a brick **sidewalk**



## READING LIST: MEDIAL S PHRASES

1. a **messy** room
2. a new **lesson**
3. **tossing** a ball
4. in the **basement**
5. a **December** birthday
6. green **dinosaur**
7. in the **castle**
8. a **fussy** baby
9. a gray **possum**
10. **guessing** the number
11. behaving **nicely**
12. large **muscle**
13. a favorite **recipe**
14. **awesome** car
15. a big **hassle**
16. invite **Bessie**
17. **loosen** the tie
18. our new **principal**
19. a little **closer**
20. **bossy** kid
21. **beside** the river
22. **inside** out
23. **passing** grade
24. my Aunt **Lucille**
25. take the **medicine**

## READING LIST: FINAL S PHRASES

1. a red **purse**
2. **toss** the ball
3. the **base** of the lamp
4. **pass** the pepper
5. **dress** the baby
6. cannot **guess**
7. brown **briefcase**
8. brick **house**
9. **mouse** trap
10. **horse** in the barn
11. **piece** of pie
12. **kiss** her cheek
13. third **base** coach
14. matching **blouse**
15. **ice** cube
16. in the **race**
17. clean your **face**
18. **cross** the road
19. **trace** the picture
20. bowl of **rice**
21. do it **twice**
22. favorite **niece**
23. tomato **juice**
24. coffee **thermos**
25. green **lettuce**

## READING LIST: S-BLEND PHRASES

1. a new **skill**
2. a young **skunk**
3. **skinny** tie
4. a warm **scarf**
5. downhill **skiing**
6. **slap** the table
7. **slip** of paper
8. torn **sleeve**
9. **slick** road
10. **smile** at me
11. **smart** kid
12. **smooth** it over
13. **smash** the bag
14. **sneaky** kid
15. garden **snake**
16. don't **sniff**
17. in the **snow**
18. **speak** to me
19. a **spotted** dog
20. **spill** the milk
21. a pretty **spider**
22. hot **steam**
23. **stuffed** animal
24. quick **start**
25. **steering** wheel

## READING LIST: INITIAL S SENTENCES

1. **Sam** moved into the neighborhood.
2. I like to dig in the **sand**.
3. I walked on my **sore** foot all day.
4. Can we do it on **Sunday**?
5. I like **silver** jewelry.
6. Take the **saddle** to the barn.
7. I love to munch **celery**.
8. She talked **softly** in the library.
9. My **silly** dog will bark at anything.
10. Keiko **sent** me a letter.
11. He felt **sick** all week.
12. Are you a good **sailor**?
13. I enjoy hot **soup**.
14. Put a bit of **salt** on the corn.
15. We waded out to the **sandbar**.
16. Come **sit** down and talk to me.
17. Can you read the **sign** to me?
18. We will leave on **Sunday**.
19. **Soak** the pan before washing it.
20. They **served** the meal.
21. My dog ate my **sock**.
22. She loved her **second** grade teacher.
23. **Send** me a letter when you arrive.
24. It had a lovely **scent**.
25. Draw a **circle** on the paper.

## READING LIST: MEDIAL S SENTENCES

1. I keep my bike in the **basement**.
2. They were **tossing** the ball.
3. He caught a brown **grasshopper**.
4. The bird flew **gracefully**.
5. Diane cleaned her **messy** room.
6. Ray colored the **dinosaur** purple.
7. Which **lesson** did you prepare?
8. **Missy** baked an angel food cake.
9. I have a **fussy** grandma.
10. **Lucy** took the blanket from her brother.
11. The **possum** hid in the tree.
12. I will keep you **guessing**.
13. What a **hassle**!
14. Put the **icing** on the cake.
15. I love tuna noodle **casserole**.
16. He made the rabbit **disappear**.
17. The lilac bush began to **blossom**.
18. I have a **December** birthday.
19. Grandpa took him to the **baseball** game.
20. I am **chasing** the baby.
21. It will fit **nicely** into my luggage.
22. Anna will write down the **recipe**.
23. Did you get the **gasoline**?
24. Mom gave me my **medicine**.
25. **Recycle** your trash!

## READING LIST: FINAL S SENTENCES

1. **Pass** me the pepper.
2. The **race** will begin at nine.
3. Her shirt had a **lace** collar.
4. My **face** turned red.
5. The pig built a brick **house**.
6. I think I heard a **mouse**.
7. **Moss** grew on the hill.
8. Her **blouse** got torn.
9. I like to eat **lettuce**.
10. I left my **purse** at home.
11. **Toss** the ball to me.
12. Lonnie drank the tomato **juice**.
13. **Cactus** can grow in a flower pot.
14. My **niece** went to college in Ohio.
15. The **bus** went into the ditch.
16. I love to play **chess**.
17. The **goose** honked loudly.
18. I hope I draw an **ace**.
19. Lori bought a new **dress**.
20. He went to the **police**.
21. We made a huge **mess**.
22. You can **trace** the picture.
23. The **nurse** gave me a pillow.
24. He rounded third **base**.
25. Of **course** you can join the team.

## READING LIST: S-BLEND SENTENCES

1. She learned how to **skip**.
2. Put the bag on the **scale**.
3. **Scoot** over and make room for me.
4. **School** will begin after Labor Day.
5. The big dog **scared** me.
6. You can **sleep** in my room.
7. I **slipped** on the floor.
8. Are you **speaking** to me?
9. She **smiled** at me.
10. We fed the **small** cat.
11. I **smashed** the paper bag.
12. Tim **scored** a point in the game.
13. Katie enjoyed an afternoon **snack**.
14. We are having **steak** for dinner.
15. The dog **sniffed** the bush.
16. The **snail** lived in the garden.
17. We made a **snowman** on the playground.
18. I **spilled** my milk.
19. The **spider** made a huge web.
20. May I have a **spoon**?
21. I go to **speech** on Monday.
22. We hiked up the **steep** hill.
23. **Stop** at the corner.
24. Mom **stayed** home from work today.
25. Tell me a bedtime **story**.

## READING LIST: MEDIAL AND FINAL Z WORDS

- |             |              |            |
|-------------|--------------|------------|
| 1. breezy   | 18. lizard   | 35. keys   |
| 2. cousin   | 19. pleasant | 36. laws   |
| 3. cozy     | 20. reason   | 37. lose   |
| 4. cruising | 21. resign   | 38. maze   |
| 5. daisy    | 22. rising   | 39. peas   |
| 6. design   | 23. teasing  | 40. pies   |
| 7. dessert  | 24. visit    | 41. please |
| 8. dizzy    | 25. wizard   | 42. praise |
| 9. dozen    | 26. freeze   | 43. prize  |
| 10. easy    | 27. gaze     | 44. revise |
| 11. freezer | 28. grows    | 45. rise   |
| 12. frozen  | 29. has      | 46. rose   |
| 13. gazing  | 30. haze     | 47. shoes  |
| 14. hazard  | 31. heals    | 48. tease  |
| 15. hazy    | 32. hose     | 49. toes   |
| 16. husband | 33. ideas    | 50. was    |
| 17. lazy    | 34. is       |            |



## READING LIST: MEDIAL Z PHRASES

1. **cousin** Louie
2. one **raisin**
3. **muzzle** the dog
4. **breezy** day
5. **losing** the game
6. a **buzzing** fly
7. **praising** the child
8. a **fizzy** drink
9. pick a **daisy**
10. a **hazy** morning
11. **frozen** waffle
12. cherry **cheesecake**
13. too **busy**
14. cake for **dessert**
15. in the **freezer**
16. **lazy** boy
17. **visit** the lady
18. no **reason**
- 19 a tough **puzzle**
20. an **amazing** trick
21. my friend **Eliza**
22. a **pleasant** girl
23. **nosy** neighbor
24. a **fuzzy** rabbit
25. an **easy** report

## READING LIST: FINAL Z PHRASES

1. family **ties**
2. watch the **news**
3. too many **flies**
4. macaroni and **cheese**
5. **choose** a color
6. **grows** in the garden
7. **tease** the girl
8. **his** dog
9. hamburger and **fries**
10. **goes** home
11. **shows** her painting
12. ten **toes**
13. **was** in town
14. **does** go walking
15. **please** go
16. win the **prize**
17. no more **lies**
18. **lays** down
- 19 **raise** it up
20. on my **nose**
21. a red **rose**
22. loud **cries**
23. lunch **trays**
24. new **toys**
25. all the **boys**

## READING LIST: MEDIAL Z SENTENCES












1. I wrote to my **cousin** Paul.
2. We need a **dozen** of them.
3. Don't act like a **miser**.
4. Put it in the **freezer**.
5. She will be **busy** today.
6. My feet are **frozen**.
7. The boy can be **lazy**.
8. I am feeling **dizzy**.
9. What a **crazy** idea!
10. Be careful of that **hazard**.
11. I have a **thousand** of them.
12. He had a good **reason**.
13. Miriam opened her birthday **present**.
14. I love to do a **puzzle**.
15. She **amazed** me.
16. My gerbil ate one **raisin**.
17. What a **noisy** baby!
18. Their team had been **losing** all week.
19. There will be a **blizzard** tomorrow.
20. Be careful of the **laser**.
21. Dad bought a new **razor**.
22. I had a good **reason** for doing that.
23. Karen picked a **daisy**.
24. Ryan found a green **lizard**.
25. Kai got a **physical** for football.

## READING LIST: FINAL Z SENTENCES

1. She **goes** running daily.
2. **Please** go now.
3. He **does** a good job.
4. I need a new **hose**.
5. The **bees** made good honey.
6. Did you like the **rose**?
7. I broke two **toes**.
8. I bought Dad new **ties**.
9. She **grows** a lovely garden.
10. I **choose** the green one.
11. I watched the bread **rise**.
12. My dog had **fleas**.
13. I hear too much **noise**.
14. **Raise** the flag now.
15. He shouldn't **tease** the kitten.
16. Mom found her car **keys**.
17. There he **goes** again!
18. What **does** she think?
19. I am in a **daze** today.
20. There are many **ways**.
21. What **phase** of the moon will it be?
22. Miguel can read the **phrase**.
23. We're eating **peas** from the garden.
24. We'll pay no more **fees**.
25. I have a **bruise** on my leg.

# SPEEDY S WORDS


DIRECTIONS: The student names the pictures as quickly as possible for one minute. The child repeats the list as many times as needed until the SLP says "STOP". Record the number of correct responses in one minute and encourage the student to "beat the score" on subsequent trials.

		
<b>SACK</b>	<b>SADDLE</b>	<b>SAILBOAT</b>
		
<b>SALAD</b>	<b>SANDWICH</b>	<b>SAW</b>
	<b>7</b>	
<b>SEAL</b>	<b>SEVEN</b>	<b>SINK</b>
		
<b>SOCCER</b>	<b>SOCKS</b>	<b>SUN</b>

NAME: \_\_\_\_\_

Date					
Number of correct words					

# GAMES AND HOMEWORK



# 5-MINUTE GAMES FOR THERAPY

The games in this section can be used to add variety to the drill session. It is recommended that the child say a word, phrase or sentence several times when taking a turn in order to maximize the number of responses in each session. The games can be played in an individual session with the SLP as the second player.

## GOTCHA



A simple game can be played using picture cards for each sound. Many companies offer decks of cards of selected phonemes, and these work well for this activity. Place a sticker on one card which becomes the "Gotcha" card. Shuffle the cards and take turns drawing the cards from the pile. Have the child name ALL of the pictures. The person who gets the "Gotcha" card wins the game. This game can be played several times in one therapy session.

## TOWERS



Approximately 25 one inch wooden blocks are needed for this activity. For each correct response or repetition the child gets one block. As he earns each subsequent block, he places it on top of the previous blocks, building a tall tower. At some point, usually after about 12 or 15 blocks, the tower will fall over and CRASH. The student then starts again with one block. A careful, steady hand can produce a tower of 20 blocks or more before the inevitable, loud CRASH.

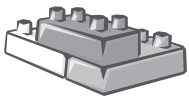
## LINKS



Use plastic links from children's toy sets or kits. Correct responses earn links which are snapped together to produce a colorful chain. At the end of the session the children compare the length of their chains, or the chains can be measured and the length recorded onto a chart mounted in the classroom.

## BUILDING TOYS

(Legos<sup>®</sup>/Tinker Toys<sup>®</sup>)



Each correct response earns the responding child one building block. Allow a few minutes at the end of the session for the child to assemble the pieces any way he likes before returning them to the box.

## GET RICH QUICK



Place plastic coins (play money) in a cloth bag. Use nail polish to paint some of the coins red (one red coin for every 12 or 15 coins.) A red coin means BANKRUPTCY. Players say a word, phrase or sentence for a determined number of times and then draw a coin. The face value of the coin indicates its value. If a player draws a red coin they go bankrupt and must put all their coins back in the bag. They may draw another coin after their next successful turn.

Students hold on to their coins and tally their value at the end of the session. The winner is the person with the most money at the end. This game can also be played in an individual session with the SLP as the second player.

## ZAP!



For each of the sounds your students are working on you will need one empty medicine bottle and 25-30 Popsicle sticks. Using a marker, write one speech word on each stick. For every 15 sticks, mark one stick ZAP! Place the sticks, word-side down, into the pill bottle. Players take turns pulling a stick out of the bottle. They read the word and must either use it in a sentence or say the word several times. They get to keep the stick. If the player draws a stick that says ZAP!, they must put all their sticks back and start over. The one with the most sticks at the end of the session is the winner.

## TICKETS



Give the students a ticket (left-over carnival tickets or just scraps of paper) for every 5 or 10 responses. At the end of the session have them write their name on each ticket they have earned. Deposit the tickets into a large communal jar. At the end of the month/marking period/semester, have a drawing for a prize.

## STEP IT UP



On a file folder or piece of tag board draw a set of at least 10 steps. Give the child a chip or pawn. For every 5 words in a row said correctly he can move his chip up one step. For each mistake, the student moves the chip down one step. The challenge is to reach the top before the session is over.



## TIC TAC WORDS

	SOCK	SAND	SOAP	SOFT
CITY				
SUPER				
SACK				
SEVEN				

This game is played like Tic Tac Toe, but it takes FOUR IN A ROW to win. To earn a space a student must combine two selected words into one sentence. A player chooses one word from those going ACROSS the grid, and one word from those going DOWN the grid. If he can use both words correctly in a sentence, articulating both words appropriately, the student puts his mark (X or O) in the square where the selected row and column intersect. In the example above the player earned a space by combining "SOAP" and "SACK" in one sentence. (e.g.: "I put the soap in the sack.")

The second player then selects his words, says his sentence and records his mark. The first player to place his mark in 4 boxes in a row (vertically, horizontally or diagonally) wins the game. Additionally, if a player puts their mark in each of the four corners, that could also be considered a win.

Prepare the grids ahead and laminate the individual game boards. If the students mark their squares with crayons or washable markers, the marks can be wiped off and the grids reused. Separate grids could be prepared with words using a variety of speech sounds (for example: L+TH; S+SH; R+S) or using only one sound, as in the example above.

## GOOD SPEECH SCORE SHEETS

The grid sheet for this game is provided in the manual. At the bottom of each column add a happy face or other symbol (star, crown, dollar sign.) Run off one chart for each student. The chart can be used for several rounds of this activity.

Give each student a stamper, a marker-like tool that has a symbol on the bottom that can be stamped onto paper. Each time the child produces a correct response, he may stamp one square starting at the top of one column, working towards the bottom. When the last square in a column is completed, a small reward should be provided: a sticker, a token, school (play) money. The score sheets can be used for several sessions.

# TIC TAC WORDS





# ENVELOPE GAMES!





## “ENVELOPE GAMES”

A selection of games and directions is included on the following pages. These games can be adapted to target a word, phrase or sentence and are designed to elicit a large number of responses in a short time.

### Instructions for Assembling the Games

- Copy the game two or more times on card stock, or copy and paste on construction paper.
- Cut the cards apart and store in a 4 X 6 manila envelope.
- The directions for each game can be cut and pasted to the front of the envelope.
- If desired, laminate the game cards and envelope to limit wear and tear.

The responses for the envelope games can be at the word, phrase or sentence level. For instance, when playing the *Seal* game the responses can be as follows:

- WORD: “Seal”
- PHRASE: “A black seal”
- SENTENCE: “The seal can swim.”

Students also enjoy creating their own sentences, often the sillier the better!

To challenge the student at the sentence level and to provide a variety of responses, techniques from the [Expanding Expression Tool](#)\* can be incorporated into the game. After selecting a card, the student can describe the object using the following format:

**GROUP:** A seal is an animal.  
**WHAT DOES IT DO:** A seal can swim.  
**WHAT DOES IT LOOK LIKE:** A seal is black.  
**PARTS:** A seal has flippers and whiskers.  
**WHERE:** A seal lives in the ocean.  
**WHAT DO I KNOW:** A seal balances a ball on his nose.

\*[Expanding Expression Tool](#): A Multi-sensory Approach for Improved Oral and Written Language  
by Sara Smith ([expandingexpression.com](http://expandingexpression.com))

The envelope games consist of several stimulus pictures focusing on specific sounds and one "target" card which will determine the outcome of the game. The "target" card for the game may be a WINNER or a LOSER, depending on the game. For instance, the *BEAR* wants the *HONEY*, but the *BALLOON* does not want to *POP!*


The envelope games are very versatile and can be played in many ways. The students enjoy making their own rules for each game. Here are some suggested versions:

***The person who draws the "target" card:***

- Loses all cards and the game is over.
- Takes all cards from other players and wins the game.
- Puts his/her cards back into the envelope (along with the "target" card) and the game continues until the end of the session. The winner is the player with the most cards.
- Gets a point for drawing the "target" card and the card is returned to the envelope. The winner is the player with the most points at the end of the session.
- Takes the cards from other players and the "target" card is returned to the envelope to be selected again. When the last card is drawn, the player with ALL of the cards wins.

The envelope games can be very effective for students at the initial stages of therapy. It has been found that while playing envelope games, children who are not stimulable for their sounds may achieve close approximations when they are repeating the same word several times. While this task may be tedious in a drill session, it can be "fun" when playing an envelope game. It has also been observed that a student working at the word level may be able to progress to the phrase or sentence level while playing an envelope game by practicing the same word throughout the session.

# SWIM, SEAL, SWIM!





Directions: The student draws a card and describes the seal using a word, phrase or sentence with S. The player who draws the SHARK card loses all seals and the game is over.

**Suggested responses:**

- **Word:** "Seal"
- **Phrase:** "A wet seal"
- **Sentence:** "I see a seal" "The seal eats fish."

INITIAL S FINAL L







# SUNFLOWER FIELDS
















Directions: The student draws a card and describes the sunflower using a word, phrase or sentence with S. The player who draws the CROW returns his or her sunflower cards to the envelope and the player with the most sunflowers wins the game.

**Suggested responses:**

- Word: "Sunflower"
- Phrase: "A yellow sunflower"
- Sentence: "I see a sunflower" "I picked a sunflower."

INITIAL S FINAL R



# DINOSAUR STOMP
















Directions: The student draws a card and describes the dinosaur using a word, phrase or sentence with S. The player who draws the STOMP card returns all of his or her dinosaurs to the envelope.

**Suggested responses:**

- Word: "Dinosaur"
- Phrase: "A big dinosaur"
- Sentence: "I see a dinosaur" "The dinosaur will stomp me."

MEDIA L S FINAL R



# WHERE'S MY CHEESE?



Directions: The student draws a card and describes the mouse using a word, phrase or sentence with S. The player who draws a CHEESE card collects all mouse cards from the other players. If the CAT card is drawn, the game is over, and the player with the most mouse cards wins the game.



## Suggested responses:

- Word: "Mouse"
- Phrase: "a white mouse"
- Sentence: "The mouse likes cheese" "The mouse has a pink nose."

FINAL S





# VISIT THE ZEBRA









Directions: The student draws a card and describes the zebra using a word, phrase or sentence. The player who draws the ZOO card collects all of the zebras and wins the game.


**Suggested responses:**

- **Word:** "zebra"
- **Phrase:** "feed the zebra"
- **Sentence:** "The zebra has stripes"

INITIAL Z










# A LIZARD IN THE SUN












Directions: The student draws a card and describes the lizard using a word, phrase or sentence. The player who draws the SUN wins the game.

**Suggested responses:**

- **Word:** "Lizard"
- **Phrase:** "A green lizard"
- **Sentence:** "The lizard sleeps in the sun."

INITIAL L MEDIAL Z





# BUZZING BEES!




Directions: The student draws a card and describes the bees using a word, phrase or sentence with S. The player who draws the BEE HIVE card collects all bees and wins the game.

**Suggested responses:**

- **Word: "Bees"**
- **Phrase: "A swarm of bees"**
- **Sentence: "The bees are buzzing around the flowers."**

FINAL Z




# HOMWORK ACTIVITIES

**Word of the Day:** This page can be copied on self-adhesive address labels to produce speech stickers. The sticker can be worn as a reminder to practice and to prompt others to ask the child to say the selected word. The labels are formatted for **1 1/3 x 4** inch address labels (Avery #8162)

**Sight Words:** These are commonly used words in the reading curriculum in many schools. The pages with the sight words in each sound position can be cut into small flash cards and given to the student to practice at home.

**Speech Bookmarks:** These lists can be copied on cardstock and cut apart into "bookmarks." Send the bookmarks home to practice, or tape them to the student's desk as a reminder to practice "good speech."

**Homework Sheets:** Words are written on these sheets to use as homework. Another suggestion is to fill in these sheets during the session by writing words that the child can say correctly. The words on the homework sheet can be practiced several times during the drill session to reinforce correct sound production.



**I can say**



**Just ask me!**

**I can say**



**Just ask me!**

**I can say:**



**Just ask me!**

**I can say**



**Just ask me!**

**I can say**



**Just ask me!**

**I can say**



**Just ask me!**

**I can say**



**Just ask me!**

**I can say**



**Just ask me!**

**I can say**



**Just ask me!**

**I can say**



**Just ask me!**

**I can say**



**Just ask me!**

**I can say**



**Just ask me!**

**I can say**



**Just ask me!**

**I can say**









**Just ask me!**

## S-Z SIGHT WORDS







<b>always</b>	<b>said</b>	<b>some</b>
<b>because</b>	<b>saw</b>	<b>soon</b>
<b>does</b>	<b>say</b>	<b>these</b>
<b>has</b>	<b>see</b>	<b>those</b>
<b>his</b>	<b>seven</b>	<b>us</b>
<b>is</b>	<b>sing</b>	<b>use</b>
<b>once</b>	<b>sit</b>	<b>was</b>
<b>please</b>	<b>so</b>	<b>yes</b>









# SPEECH BOOKMARKS

S Initial 	S Medial 	S Final 
sad safe said sea seed send sign soon song sun	babysit bicycle December episode eraser facing faucet gasoline icy messy	base bus class dress face goose horse house moose nice
S Initial 	S Medial 	S Final 
center sandwich saving second seven sidewalk soccer sooner sudden summer	decide dinosaur disappear lesson passing person possum racing tossing whistle	address birdhouse caboose fireplace necklace notice office police promise tennis

# SPEECH BOOKMARKS

<b>SK blends</b> 	<b>SL blends</b> 	<b>SM blends</b> 
scale scarf scat scoop scoot skate skin skip skirt sky	slap sled sleep sleet sleeve slick slide slip slow sly	smack small smart smear smell smile smock smog smoke smooth
<b>SN blends</b> 	<b>SP blends</b> 	<b>ST blends</b> 
snack snail snake snap sneak sneeze sniff snip snooze snow	space spade spare speech spider spin spine spoon sport spot	stack staff stamp stand star start stay step stop stove

# SPEECH BOOKMARKS

<b>Z Initial</b> 	<b>Z Medial</b> 	<b>Z Medial</b> 
zap zeal zebra zero zinc zing zipper zone zoo zoom	blizzard busy cousin crazy daisy dessert dizzy easy freezer gazing	hazard lazy lizard music noisy present rising teasing visit weasel
<b>Z Final</b> 	<b>Z Final</b> 	<b>Z Final</b> 
boys as bees cheese choose cruise days eyes fleas goes	has hose keys lose maze news prize rose toes was	always arise bananas because confuse degrees pillows revise stories sunrise

## 5-MINUTE HOMEWORK

NAME: \_\_\_\_\_

DATE: \_\_\_\_\_

**Practice saying the following words with correct S sounds.**



1. sack
2. sad
3. say
4. seat
5. sell

6. send
7. sick
8. sip
9. soap
10. soft



**I said the words on this list: (choose one)**

**WOW!**

2 times	3 times	4 times	5 times	6 times	7 times	8 times	9 times	10 times

Listener's Signature \_\_\_\_\_

## 5-MINUTE HOMEWORK

NAME: \_\_\_\_\_

DATE: \_\_\_\_\_

**Practice saying the following words with correct S sounds.**



1. center
2. sailboat
3. sandwich
4. seagull
5. second

6. seven
7. sidewalk
8. soccer
9. sofa
10. summer



**I said the words on this list: (choose one)**

**WOW!**

2 times	3 times	4 times	5 times	6 times	7 times	8 times	9 times	10 times

Listener's Signature \_\_\_\_\_

## 5-MINUTE HOMEWORK

NAME: \_\_\_\_\_

DATE: \_\_\_\_\_

**Practice saying the following words with correct S sounds.**



1. baseball
2. crossing
3. decide
4. eraser
5. forest

6. icy
7. listen
8. messy
9. person
10. whistle



**I said the words on this list: (choose one)**

**WOW!**

2 times	3 times	4 times	5 times	6 times	7 times	8 times	9 times	10 times

Listener's Signature \_\_\_\_\_

## 5-MINUTE HOMEWORK

NAME: \_\_\_\_\_

DATE: \_\_\_\_\_

**Practice saying the following words with correct S sounds.**



1. bus
2. dress
3. goose
4. house
5. moose

6. bonus
7. erase
8. office
9. necklace
10. shoelace



**I said the words on this list: (choose one)**

**WOW!**

2 times	3 times	4 times	5 times	6 times	7 times	8 times	9 times	10 times

Listener's Signature \_\_\_\_\_

## 5-MINUTE HOMEWORK

NAME: \_\_\_\_\_

DATE: \_\_\_\_\_

**Practice saying the following words with correct Z sounds.**



1. cousin
2. daisy
3. dessert
4. dizzy
5. easy

6. frozen
7. lizard
8. reason
9. rising
10. visit



**I said the words on this list: (choose one)**

**WOW!**

2 times	3 times	4 times	5 times	6 times	7 times	8 times	9 times	10 times

Listener's Signature \_\_\_\_\_

## 5-MINUTE HOMEWORK

NAME: \_\_\_\_\_

DATE: \_\_\_\_\_

**Practice saying the following words with correct Z sounds.**



1. gaze
2. has
3. hose
4. keys
5. pies

6. please
7. rose
8. shoes
9. toes
10. was



**I said the words on this list: (choose one)**

**WOW!**

2 times	3 times	4 times	5 times	6 times	7 times	8 times	9 times	10 times

Listener's Signature \_\_\_\_\_

## 5-MINUTE HOMEWORK

NAME: \_\_\_\_\_

DATE: \_\_\_\_\_

Practice saying the following words with correct S or Z sounds.

1. \_\_\_\_\_

6. \_\_\_\_\_

2. \_\_\_\_\_

7. \_\_\_\_\_

3. \_\_\_\_\_

8. \_\_\_\_\_

4. \_\_\_\_\_

9. \_\_\_\_\_

5. \_\_\_\_\_

10. \_\_\_\_\_

I said the words on this list: (choose one)

**WOW!**

2 times	3 times	4 times	5 times	6 times	7 times	8 times	9 times	10 times

Listener's Signature \_\_\_\_\_ 

## 5-MINUTE HOMEWORK

NAME: \_\_\_\_\_

DATE: \_\_\_\_\_

Say a sentence with the following words.

1. \_\_\_\_\_

6. \_\_\_\_\_

2. \_\_\_\_\_

7. \_\_\_\_\_

3. \_\_\_\_\_

8. \_\_\_\_\_

4. \_\_\_\_\_

9. \_\_\_\_\_

5. \_\_\_\_\_

10. \_\_\_\_\_

I said sentences from this list: (choose one)

1 time	2 times	3 times	4 times	5 times

Listener's Signature \_\_\_\_\_ 

## DIRECTIONS FOR PERCENTAGE CHART

### To Calculate the Percentage of Progress in a Session:

- Locate the number of total responses in the top row.
- Determine the number of incorrect responses given (errors).
- Find the number of errors on the left column of the chart.
- Move down and across to determine the correct percentage of production for the task.
- EXAMPLE: **40** responses with **5** errors. Percentage correct: **88%**

**Total Responses**

		25	30	35	<b>40</b>	45	50
Number of Errors	1	96%	97%	97%	98%	98%	98%
	2	92%	93%	94%	95%	96%	96%
	3	88%	90%	91%	93%	93%	94%
	4	84%	87%	89%	90%	91%	92%
	<b>5</b>	80%	83%	86%	<b>88%</b>	89%	90%
	6	76%	80%	83%	85%	87%	88%
	7	72%	77%	80%	83%	84%	86%
	8	68%	73%	77%	80%	82%	84%
	9	64%	70%	74%	78%	80%	82%
	10	60%	67%	71%	75%	78%	80%
	11	56%	63%	69%	73%	76%	78%



# PERCENTAGE CHART

## 1-30 Errors

### Number of Responses

Number of Errors	25	30	35	40	45	50	55	60	65	70	75	80	85	90	95	
	1	96%	97%	97%	98%	98%	98%	98%	98%	98%	99%	99%	99%	99%	99%	99%
	2	92%	93%	94%	95%	96%	96%	96%	97%	97%	97%	97%	98%	98%	98%	98%
	3	88%	90%	91%	93%	93%	94%	95%	95%	95%	96%	96%	96%	96%	97%	97%
	4	84%	87%	89%	90%	91%	92%	93%	93%	94%	94%	95%	95%	95%	96%	96%
	5	80%	83%	86%	88%	89%	90%	91%	92%	92%	93%	93%	94%	94%	94%	95%
	6	76%	80%	83%	85%	87%	88%	89%	90%	91%	91%	92%	93%	93%	93%	94%
	7	72%	77%	80%	83%	84%	86%	87%	88%	89%	90%	91%	91%	92%	92%	93%
	8	68%	73%	77%	80%	82%	84%	85%	87%	88%	89%	89%	90%	91%	91%	92%
	9	64%	70%	74%	78%	80%	82%	84%	85%	86%	87%	88%	89%	89%	90%	91%
	10	60%	67%	71%	75%	78%	80%	82%	83%	85%	86%	87%	88%	88%	89%	89%
	11	56%	63%	69%	73%	76%	78%	80%	82%	83%	84%	85%	86%	87%	88%	88%
	12	52%	60%	66%	70%	73%	76%	78%	80%	82%	83%	84%	85%	86%	87%	87%
	13	48%	57%	63%	68%	71%	74%	76%	78%	80%	81%	83%	84%	85%	86%	86%
	14	44%	53%	60%	65%	69%	72%	75%	77%	78%	80%	81%	83%	84%	84%	85%
	15	40%	50%	57%	63%	67%	70%	73%	75%	77%	79%	80%	81%	82%	83%	84%
	16	36%	47%	54%	60%	64%	68%	71%	73%	75%	77%	79%	80%	81%	82%	83%
	17	32%	43%	51%	58%	62%	66%	69%	72%	74%	76%	77%	79%	80%	81%	82%
	18	28%	40%	49%	55%	60%	64%	67%	70%	72%	74%	76%	78%	79%	80%	81%
	19	24%	37%	46%	53%	58%	62%	65%	68%	71%	73%	75%	76%	78%	79%	80%
	20	20%	33%	43%	50%	56%	60%	64%	67%	69%	71%	73%	75%	76%	78%	79%
	21	16%	30%	40%	48%	53%	58%	62%	65%	68%	70%	72%	74%	75%	77%	78%
	22	12%	27%	37%	45%	51%	56%	60%	63%	66%	69%	71%	73%	74%	76%	77%
	23	8%	23%	34%	43%	49%	54%	58%	62%	65%	67%	69%	71%	73%	74%	76%
	24	4%	20%	31%	40%	47%	52%	56%	60%	63%	66%	68%	70%	72%	73%	75%
	25		17%	29%	38%	44%	50%	55%	58%	62%	64%	67%	69%	71%	72%	74%
	26		13%	26%	35%	42%	48%	53%	57%	60%	63%	65%	68%	69%	71%	73%
	27		10%	23%	33%	40%	46%	51%	55%	58%	61%	64%	66%	68%	70%	72%
	28		7%	20%	30%	38%	44%	49%	53%	57%	60%	63%	65%	67%	69%	71%
	29		3%	17%	28%	36%	42%	47%	52%	55%	59%	61%	64%	66%	68%	69%
30			14%	25%	33%	40%	45%	50%	54%	57%	60%	63%	65%	67%	68%	

# PERCENTAGE CHART

## 31-60 Errors

### Number of Responses

Number of Errors		35	40	45	50	55	60	65	70	75	80	85	90	95
	31	11%	23%	31%	38%	44%	48%	52%	56%	59%	61%	64%	66%	67%
	32	9%	20%	29%	36%	42%	47%	51%	54%	57%	60%	62%	64%	66%
	33	6%	18%	27%	34%	40%	45%	49%	53%	56%	59%	61%	63%	65%
	34	3%	15%	24%	32%	38%	43%	48%	51%	55%	58%	60%	62%	64%
	35		13%	22%	30%	36%	42%	46%	50%	53%	56%	59%	61%	63%
	36		10%	20%	28%	35%	40%	45%	49%	52%	55%	58%	60%	62%
	37		8%	18%	26%	33%	38%	43%	47%	51%	54%	56%	59%	61%
	38		5%	16%	24%	31%	37%	42%	46%	49%	53%	55%	58%	60%
	39		3%	13%	22%	29%	35%	40%	44%	48%	51%	54%	57%	59%
	40			11%	20%	27%	33%	38%	43%	47%	50%	53%	56%	58%
	41			9%	18%	25%	32%	37%	41%	45%	49%	52%	54%	57%
	42			7%	16%	24%	30%	35%	40%	44%	48%	51%	53%	56%
	43			4%	14%	22%	28%	34%	39%	43%	46%	49%	52%	55%
44			2%	12%	20%	27%	32%	37%	41%	45%	48%	51%	54%	
45				10%	18%	25%	31%	36%	40%	44%	47%	50%	53%	
46				8%	16%	23%	29%	34%	39%	43%	46%	49%	52%	
47				6%	15%	22%	28%	33%	37%	41%	45%	48%	51%	
48				4%	13%	20%	26%	31%	36%	40%	44%	47%	49%	
49				2%	11%	18%	25%	30%	35%	39%	42%	46%	48%	
50					9%	17%	23%	29%	33%	38%	41%	44%	47%	
51					7%	15%	22%	27%	32%	36%	40%	43%	46%	
52					5%	13%	20%	26%	31%	35%	39%	42%	45%	
53					4%	12%	18%	24%	29%	34%	38%	41%	44%	
54					2%	10%	17%	23%	28%	33%	36%	40%	43%	
55						8%	15%	21%	27%	31%	35%	39%	42%	
56						7%	14%	20%	25%	30%	34%	38%	41%	
57						5%	12%	19%	24%	29%	33%	37%	40%	
58						3%	11%	17%	23%	28%	32%	36%	39%	
59						2%	9%	16%	21%	26%	31%	34%	38%	
60							8%	14%	20%	25%	29%	33%	37%	